



Governors' Report on Pupil Premium Spending Statement 2015-16

Allocation, Purpose and Proposal for spending

Overview

Introduced in **April 2011**, the pupil premium is allocated to children who are looked after by the local authority, those who have been eligible for FSM at any point in the last six years (also known as Ever 6 FSM) and for children whose parents are currently serving in the armed forces.

Statistics

We have a growing number of children entitled to pupil Premium.

YEARS	2012-2013	2013-2014	2014 -15	2015 -16
Percentage of pupils eligible for PPG	29%	37%	29.95%	33.64%
Total number of pupils eligible for PPG	61 (212 R-Yr6)	77 (207 R-Y6)	62 (R-Y6)	71 (R-Y6)
Amount of PPG received per pupil	£619	£953	£1300 £1900 (LAC)	£1320 £1900 (LAC) £300 (service children)
Total amount of PPG received	£36,600	£69,657	£84,917	£97, 731

How is the PPG spent?

- We will use the pupil premium grant in ways we think will best support the raising of attainment for the most vulnerable pupils.
- Our priority in the academic year 2015-16 has been focussed on 'narrowing the gap' for those pupils not on track to achieve 'Expected Standard' at the end of KS1 and 'Expected Standard' the end of Key Stage 2 as well as supporting children in other classes who might not achieve as well as their peers.
- The premium is provided in order to support these pupils in reaching their potential.

- We recognise that not all pupils who are disadvantaged are registered or qualify for free school meals and, therefore, reserve the right to allocate Pupil Premium funding to support any pupil or groups of pupils the school has legitimately identified as being vulnerable.
- The schools ethos is for all children to achieve their fullest potential
- Supporting other barriers to learning e.g. attendance, family support, BESD needs

2015-16 Expenditure for these pupils has included amounts allocated towards:

Actions	
Staffing	
Teaching Assistants	All classes have TA support. Teaching Assistants support pupils through targeted interventions, individually and in small groups. Staff receive training to support their work with vulnerable pupils e.g. Attachment training
Reading manager	To co-ordinate support for disadvantaged pupils through: <ul style="list-style-type: none"> - analysis of reading data - co-ordination of reading interventions - co-ordination of reading volunteers - supporting pupils to access the library - providing individual feedback regarding accessing the Accelerated Reader Scheme - Assessing pupils for Iren's/dyslexia - Multi-sensory phonics intervention
Additional Part-time teacher	Targeted to work with Disadvantaged pupils in Y5 and Y6
Pupil and Family Liaison Officer	To support vulnerable pupils and families. 4 CAF's, attendance monitoring ,individual and small group work.
1:1 Marking time	Additional time allocated to Y5 and Y6 teachers to have extended marking times with pupils.
Continuing Professional Development	for all staff to support pupils with barriers to learning e.g. bereavement training
Deputy Head	Designated LAC teacher Y5 Maths booster for under attaining disadvantaged pupils.
English tutor	To work with disadvantaged Y6 pupils to raise GPS achievement
Attendance	
Walking Bus and Early Bird Club	To help improve attendance, punctuality or achievement for selected pupils and/or support families for a limited period.
Office staff: attendance monitoring	Office staff monitoring attendance and providing 1 st day calling.
Pupil and Family Liaison Officer	Contacting parents and offering support

	Attending PPU meetings and following up on attendance concerns Nudge attendance letters
Additional tuition	
Booster Groups	Conducted by Headteacher, Deputy Headteacher, Year 6 teacher
Easter School	Pupils in receipt of PPG targeted. Maths and SPAG targeted
Deeper learning	Maths and writing groups within the Great Heights cluster
Enrichment	
Educational visits	To enhance topic and life experiences. These trips are subsidised for disadvantaged pupils.
Y4 and Y6 residential visits -	Nell Bank and Kingswood trips are subsidised for disadvantaged pupils.
Visits to school-	Enrichment visitors such as drama groups to enhance experiences for disadvantaged pupils.
Extra-Curricular provision	Range of clubs provided at lunchtime and after school. E.g. Young Voices, choir, cricket club
Support from external services	
Educational Psychology Service	Additional sessions purchased to support Disadvantaged pupils.
ESCAP Counselling services	Course of counselling sessions for 2 pupils
BESD team	BESD team supporting the establishment of Nurture Snack time
Family Support	
Pupil and Family Liaison Officer	Supporting families in a number of ways including <ul style="list-style-type: none"> - Informal drop in support - Support for low attendance - CAF's - Signpost to agencies and other sources of support
Literacy and Numeracy open evenings	Vulnerable families targeted to come to events
Other	
School Uniform	Pupils in receipt of the PPG receive a uniform voucher.
Free School Milk	All children who are entitled to FSM are also entitled to free milk

Impact of the PPG is measured through:

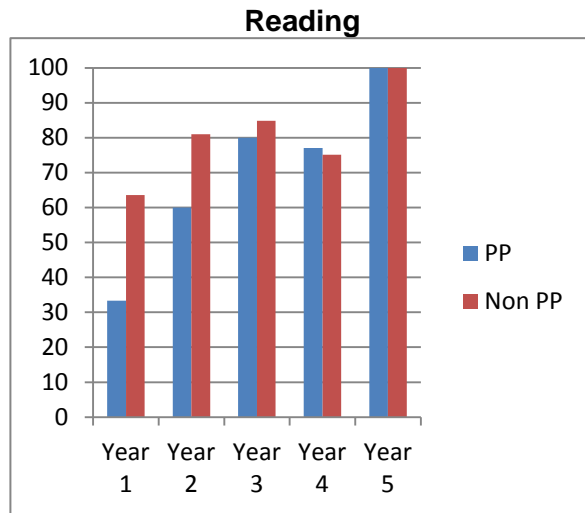
- Attendance
- Engagements in clubs and enrichment activities
- Parent participation
- Core subject progress
- Attainment in core subjects
- Enjoyment of school

Impact Statement of pupil premium spending

Leavers 2016 KS2 SATS	Reading		Writing		Maths	
	Attainment	Progress	Attainment	Progress	Attainment	Progress
Non Disadvantaged achieving scaled score of 100 and above	50%	-1.37	75%	-2.38	45%	-2.38
Disadvantaged achieving scaled score of 100 and above	40%	-2.69	70%	-1.16	40%	-4.38

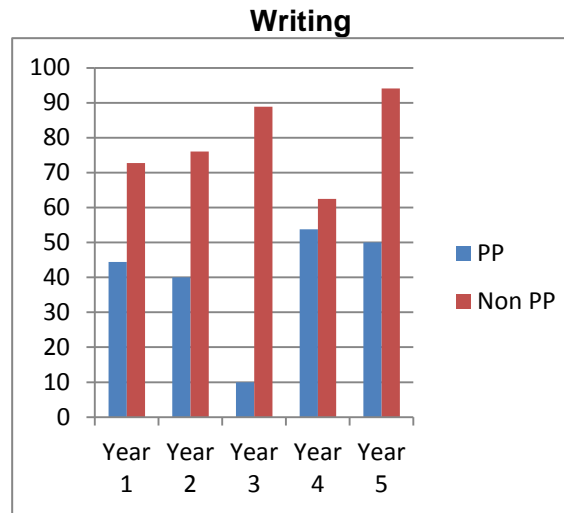
This shows that Disadvantaged pupils attained below other pupils in all subjects, and with the exception of Writing did not make the same rate of progress.

NB: The progress figures do not include 1 disadvantaged pupil who did not have KS1 data. This would significantly affect the progress data for this cohort.

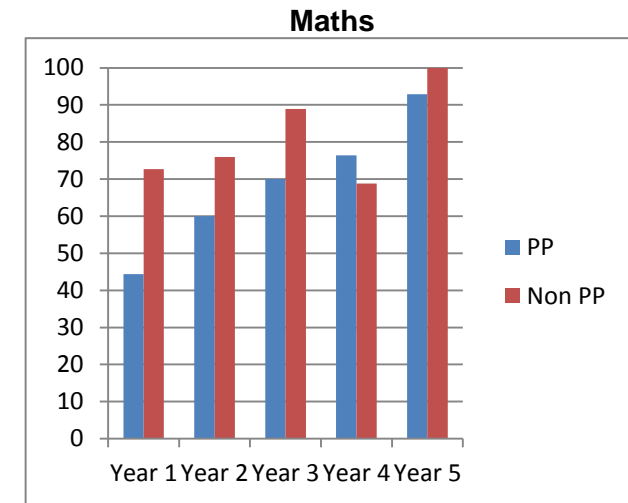


There is a significant gap for disadvantaged pupils in Y1 and Year 2.

In KS2 this gap is narrower than KS1



In all year groups except Y4, there is a significant gap between disadvantaged and non-disadvantaged pupils.



There is a significant gap for disadvantaged pupils in Y1 and Year 2.

The gap is narrowing in KS2 and in Y4 the Disadvantaged pupils have higher attainment than the Non Disadvantaged Pupils

Attendance

	2014-15	2015-16
Non Disadvantaged	95.11%	95.94%
Disadvantaged	94.26%	94.3%

The attendance of the disadvantaged pupils is steadily improving.