



A guide to your child's learning Journey



“Parental involvement in children’s education from an early age has a significant effect on educational achievement, and continues to do so into adolescence and adulthood.”

‘The Impact of Parental Involvement in Children’s’ Education’ DSCF 2008

Web address <https://www.primaryessence.co.uk/russellhall>

Parent User name This will have been given to you by the class teacher – if you need a new log in please contact the school office.

Parent Password

We are pleased to be able to share with you the following instructions so that you can look at your child's records at home or abroad! We observe and record children's progress in order to inform our planning and ensure that we meet the needs of each individual child.

When you look at the photographs and share the observations with your child it will provide further help to support their development as they remember what they have done and recall events. We also welcome all your contributions and you will find details of how to add these in this booklet.

Log on Instructions

1. Type <https://www.primaryessence.co.uk/russellhall>
2. If you can see our school or settings logo at the top of the page you know you are in the right place, and you will see the login boxes below, please use the set of boxes on the left (or on the top) titled Parent / Carer Username login

EARLY PRIMARY ESSENCE ESSENCE

fds FORMATIVE DATA SYSTEMS

Login for
Demonstration School

Parent / Carer Login

Staff Login

Username

Password

Login

pyright Early to Primary Essence © 2015

Formative Data Systems Ltd.

3. Your username and your password are on the front page of this guide

4. Once you have logged on you will see the following

Your children's reports and learning journey's

| Name | Early / Primary | Year group | Class name | Report |
|-----------|-----------------|------------|-------------|--|
| Pupil 107 | Primary | Year 2 | Class S 2 | Click to view Pupil's Report |
| Pupil 108 | Early | Year 3-4 | Class NAM 4 | Click to view Pupil's Report |

Select Language

Powered by Google Translate

Formative Data Systems Ltd.
Copyright Early to Primary Essence © 2015

If you have more than one child in school you will see them listed here and you can then 'Click to view Pupils Report'

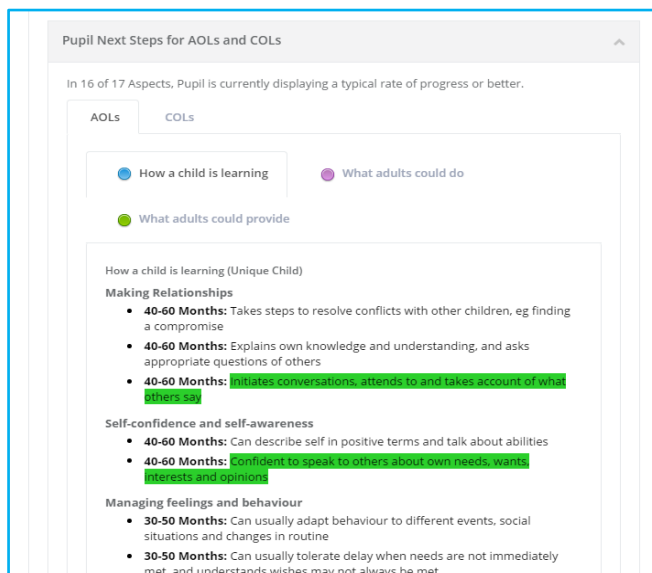
IMPORTANT NOTE – On your first visit, please change your password by accessing 'Profile' at the top right hand corner of the page. Please ensure you keep your log in and password as safe and secure as possible. Passwords are case sensitive.

For Early Years Children

Exploring the Headings

Report

This section will contain your child's report at the end of the year. It may also contain Flags and Additional Support groups that will have been discussed with you by the class teacher or practitioner. It will also include a breakdown of the kinds of things that your child can do (the highlighted statements are ones we have observed) and what adults can do to help move them forward.



Graph

The Early Years Foundation Stage (EYFS) is how the Government and early year's professionals describe the time in your child's life between birth and age 5. Schools must follow a legal document called the Early Years Foundation Stage Framework. In helping your child to do as well as possible at school, teachers or practitioners will assess his/her progress and give you feedback from time to time. The graph on Early Essence is a way to feedback to you, how your child is learning, developing and showing you the progress your child is making. This will be discussed further in meetings with your class teacher or keyworker.

Please follow the link to find out more information –

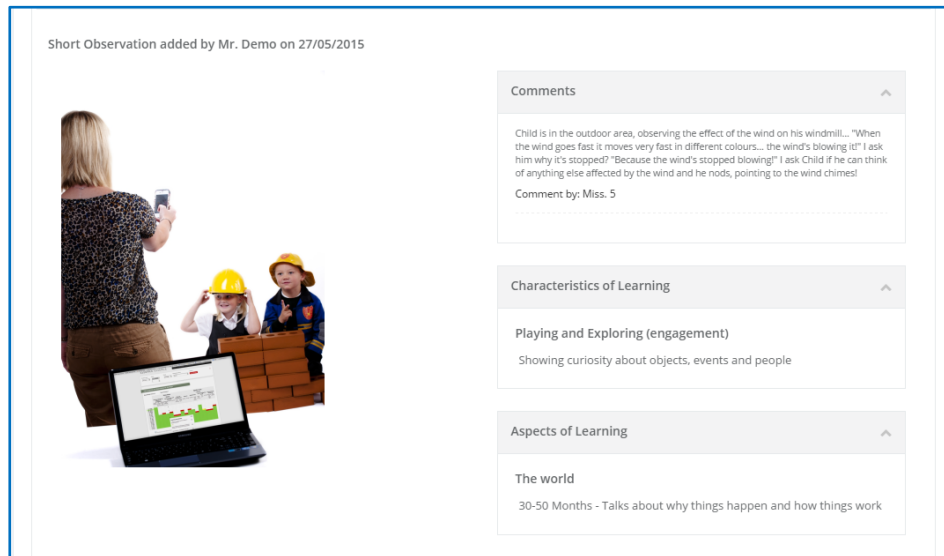
http://www.foundationyears.org.uk/files/2015/01/EYFS_Parents_Guide-amended1.pdf

| | Prime Areas | | | | | | | | | Specific Areas | | | | | | | | |
|-----------|--|------------|--------------------|----------------------------|---------|---------|----------------------|--------------------|-----------|--------------------|---|-------------|---|-------------------------|---|---|----------------------------|--|
| | Personal, Social and Emotional development | | | Communication and Language | | | Physical Development | | | Literacy | | Mathematics | | Understanding the World | | | Expressive arts and design | |
| | Making... Self-co... Managi... | Listeni... | Unders... Speaking | Moving... Health... | Reading | Writing | Numbe... | Shape... The wo... | Techno... | Explor... Being... | | | | | | | | |
| Exceeding | + | + | + | + | + | + | + | + | + | + | + | + | + | + | + | + | + | |
| ELG-S | | | | | | | | | | | | | | | | | | |
| ELG-D | | | | | | | | | | | | | | | | | | |
| ELG-E | | | | | | | | | | | | | | | | | | |
| 40 - 60 S | | | | | | | | | | | | | | | | | | |
| 40 - 60 D | | | | | | | | | | | | | | | | | | |
| 40 - 60 E | | | | | | | | | | | | | | | | | | |
| 30 - 50 S | | | | | | | | | | | | | | | | | | |
| 30 - 50 D | | | | | | | | | | | | | | | | | | |
| 30 - 50 E | | | | | | | | | | | | | | | | | | |
| 22 - 36 S | | | | | | | | | | | | | | | | | | |
| 22 - 36 D | | | | | | | | | | | | | | | | | | |
| 22 - 36 E | | | | | | | | | | | | | | | | | | |
| 16 - 26 S | | | | | | | | | | | | | | | | | | |
| 16 - 26 D | | | | | | | | | | | | | | | | | | |
| 16 - 26 E | | | | | | | | | | | | | | | | | | |
| 8 - 20 S | | | | | | | | | | | | | | | | | | |
| 8 - 20 D | | | | | | | | | | | | | | | | | | |
| 8 - 20 E | | | | | | | | | | | | | | | | | | |

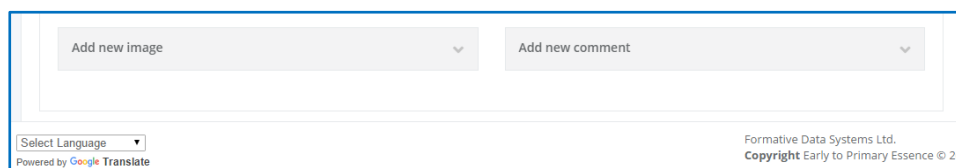
The Observation Overview is giving you a snapshot of the observations that have been taken for your child. It is a useful tool for the class teacher or practitioner to show how your child is learning, but also to spot any gaps in areas that may need observing. You can click in to the little photo and pencil icons to see what that observation is.

| | Making Relationships | Self-confidence and self-awareness | Managing feelings and behaviour | Listening and attention | Understanding | Speaking | Moving and Handling | Health and self-care | Reading | Writing | Numbers | Shapes, space and measure | People and communities | The world | Technology | Exploring and using media and materials | Being imaginative |
|--------------|----------------------|------------------------------------|---------------------------------|-------------------------|---------------|----------|---------------------|----------------------|---------|---------|---------|---------------------------|------------------------|-----------|------------|---|-------------------|
| Exceeding | | | | | | | | | | | | | | | | | |
| ELG | | | | | | | | | | | | | | | | | |
| 40-60 Months | | | | | | | | | | | | | | | | | |
| 30-50 Months | | | | | | | | | | | | | | | | | |
| 22-36 Months | | | | | | | | | | | | | | | | | |

This section shows you the evidence we have collected on your child so far. At the top there will be little photo thumbnails which you will be able to scroll along and choose from. There will be a brief description of what they have been doing, often accompanied by a photo or video. There may also be statements linked to the observation, taken from EYFS documentation. This helps us to track progress across different areas of learning.



You can add your own photos and comments here too!



PLEASE NOTE – When you add a photo or comment, at first it will look like as though it has been added to that observation initially, however if you come out of that page and go back in, it will look as though it is no longer there. Please be assured that it has not disappeared, it has now been sent to the Teacher/Practitioner for them to look at and read through, and they will then be able to publish it to the Learning Journey

All About.....

This is a section that you can edit to tell us more about your child. Please click on the pencil to add your information! As we have a time out facility on Early Essence for security purposes, please

ensure that if you are writing for 15 minutes or longer, the system may have timed you out so the comments may not have saved. Please keep saving your work and keep refreshing the page, either by clicking Ctrl F5 or by clicking another tab and going back in.

The screenshot shows a web interface for 'All About Pupil 108'. At the top, there are three tabs: 'Report', 'Learning Journey', and 'All about Pupil 108'. The main content area is titled 'All About Pupil 108' and contains a sub-header: 'This area is dedicated to knowing everything about Pupil 108. To edit any part of this area, just click the pencil next to each note.' Below this, there are eight input fields arranged in two columns. Each field has a title, a text area, and a pencil icon for editing. The fields are: 'Medical / Allergies' (List any allergies or other medical information here.), 'My favourite things' (List Pupil 108's favourite things here.), 'People in my house' (List known relatives/guardians of Pupil 108 here.), 'My friends' (Who are Pupil 108's friends?), 'I also play & learn at' (List other schools/nurseries here.), 'I like' (What does Pupil 108 like?), 'General' (General information about Pupil 108), and 'I don't like' (What does Pupil 108 dislike?).

[Translation facility](#)

PLEASE NOTE EACH PAGE CAN BE TRANSLATED INTO MANY DIFFERENT LANGUAGES JUST CLICK ON THE GOOGLE TRANSLATE BOX AT THE BOTTOM OF EACH PAGE. Please be aware this is not always an exact translation and the school is not responsible for any incorrect translations which are made. Google do however have a feedback option where you can advise on how their service can be more accurate.

We hope this guide has been helpful. If you have any further questions please do not hesitate to ask a member of staff.

PLEASE REMEMBER TO LOG OUT CLICKING LOGOUT IN THE TOP RIGHT CORNER AFTER EACH VISIT

Credits

Formative Data Systems would like to thank Midland Road Nursery and St Johns Primary School for originally contributing to this document.

