


# Reception Winter Wonderland

## Literacy (L)

- We will be practising reading and writing words
- We will be working on segmenting (knowing sounds that make up a word) and blending words (putting a word back together)
- Guided and independent simple sentence writing e.g. The frog is on the log.
- We will continue to practise our name writing and introduce last names when we are ready.



Animals we will learn about:



**Ernest Shackleton**

Antarctic explorer who led expeditions. We will learn about how he survived and what it was like exploring in Antarctica.

## Key Vocabulary:

Arctic - the most northern point of the earth.

Antarctic - the most southern point of the earth. Temperature - how hot or cold something is.

Thermometer - an instrument to measure temperature.

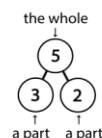

Frozen - when liquids become solids cold temperatures.

## Mathematics (M)

We will be combining groups of objects to find a total

We will use tens frames and part-part whole models to solve addition and subtraction problems.

We will be practising counting backwards and forwards to 15.



## Expressive Arts & Design (EAD)

- Observational drawings of snowdrops
- Cotton wool pictures of polar bears
- Snow scenes painted on black paper
- Dressing up for winter
- Singing, dancing and using musical instruments
- Listening a range of well-known nursery rhymes and songs; Perform songs, rhymes, poems and stories with others, and when appropriate, try to move in time with music.

## Communication and Language (CL)

- Listen attentively and respond to what they hear with relevant questions, comments and actions when being read to and during whole class discussions and small group interactions
- Make comments about what they have heard and ask questions to clarify their understanding
- Participate in small group, class and one-to-one discussions, offering their own ideas, using recently introduced vocabulary.

## Understanding the World (UW)

- Caring for our world; looking at environmental issues and impacts on frozen parts of the world
- Exploring and finding out how ice is made and disappears
- Animal life cycles
- What melting is and how it happens
- What snowflakes look like
- What a map is and how a key is used.
- We will learn about different places, cultures and beliefs

## Physical Development (PD)

- We will continue to develop our fine motor skills and pencil control using 'dotty font' letters, tracing activities and using a range of small tools
- Making playdough: white, glittery
- Make playdough snow flakes
- Cutting skills: making paper snowflakes
- Cosmic Kids Yoga: Frozen
- Keeping warm and safe in winter: winter clothes, playing near iced water
- Moving our bodies like snowflakes, snow storms, wind, rain etc
- Ice fine motor play: scooping up ice and transferring it between containers.

## Personal Social Emotional Development (PSED)

- Show an understanding of their own feelings and those of others, and begin to regulate their behaviour accordingly
- Set and work towards simple goals, being able to wait for what they want and control their immediate impulses when appropriate
- Be confident to try new activities and show independence, resilience and perseverance in the face of challenge
- Work and play cooperatively and take turns with others.

# Reception

## Winter Wonderland

12/11/2019

12/11/2019

12/11/2019

12/11/2019

12/11/2019

12/11/2019

12/11/2019

12/11/2019

12/11/2019

12/11/2019

12/11/2019

12/11/2019

12/11/2019

12/11/2019

12/11/2019

12/11/2019

12/11/2019

12/11/2019